

DATASHEET











# Chicago Metallic Alu Transitions



# Chicago Metallic Alu Transitions

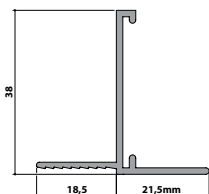
- Range of aluminium transition trims in various shapes and dimensions
- Used to create smooth transitions between modular and boarded ceilings

## Assortment

Product group		Component description	Length (mm)	Colour	Pcs per pack	Lm per pack	Kg per pack	Carton per pallet	Kg per pallet
Wall angle options									
TP ALU L0		L-shaped transition for a lay-in tile / without joint	3000	001	10	30	9	20	180
TP ALU L8		L-shaped transition for a tegular tile / without joint	3000	001	20	60	18	20	360
TP ALU 15L		L-shaped transition for a lay-in tile / 15mm joint	3000	001	10	30	12	20	240
TP ALU 15C		C-shaped transition for Rockfon® or metal ceilings / 15mm joint	3000	001	10	30	14	20	280
TP ALU R6		Shadow line 6mm for gypsum panels	3000		25	75	10	20	
TP ALU R12,5		Shadow line 12.5mm for gypsum panels	3000		25	75	11	50	
TP ALU R25		Shadow line 25mm for gypsum panels	3000		20	60	11	20	
TP ALU RW12,5		Transition profile for gypsum ceiling to gypsum ceiling/ with 12.5mm joint	3000		20	60	15	20	300
TP ALU E12,5		Cover profile 12.5mm for gypsum panels	3000		25	75	9	20	202
TP ALU E25		Cover profile 25mm for gypsum panels	3000		25	75	12	20	

Please note that some - not all - products are available in colour. To see which colours are available, please check the assortment table in the relevant Product Datasheet. If you need further assistance or have specific colour preferences, please contact Rockfon.

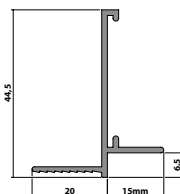
**TP ALU L0**



- L-shaped ALU transition profile without groove.
- The profile is used to connect drywall boards with a ceiling composed of flat tiles.

**Material thickness:** 1.5mm

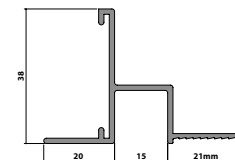
**TP ALU L8**



- L-shaped ALU transition profile without groove.
- The profile is used to connect drywall boards with a ceiling with stepped tiles.
- The design of the profile ensures a flat finishing for 8mm deep tiles.

**Material thickness:** 1.5mm

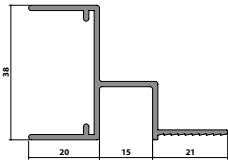
**TP ALU 15L**



- L-shaped ALU transition profile with a central groove of 15mm.
- The profile is used to connect drywall boards with a ceiling composed of flat tiles.

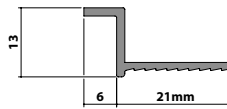
**Material thickness:** 1.5mm

### TP ALU 15C



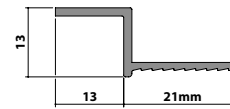
- C- shaped ALU transition profile with a central groove of 15mm.
  - The profile is used to connect drywall boards with a metal tiles ceiling.
  - The design of the profile enables the use of hold down clips.
- Material thickness:** 1.5mm

### TP ALU R6



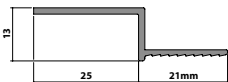
- ALU end profile with a groove of 6mm.
  - The profile is always used with gypsum boards.
- Material thickness:** 1.5mm

### TP ALU R12,5



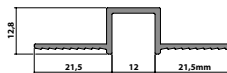
- ALU end profile with a groove of 12.5mm.
  - The profile is always used with gypsum boards.
- Material thickness:** 1.5mm

### TP ALU R25



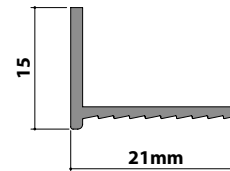
- ALU end profile with a groove of 25mm.
  - The profile is always used with gypsum boards.
- Material thickness:** 1.5mm

### TP ALU RW12,5



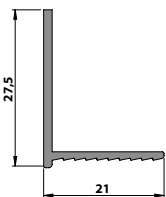
- Omega shaped ALU transition profile with a central groove of 12.5mm.
  - The profile can be used both in a horizontal and vertical position.
  - This profiles connect 2 gypsum ceilings with an aesthetical detail.
- Material thickness:** 1.5mm

### TP ALU E12,5



- L-shaped ALU perimeter trim for the support of gypsum boards.
  - The vertical side is 12.5mm for the fixation to the wall.
- Material thickness:** 1.5mm

### TP ALU E25



- L- shaped ALU perimeter trim for the support of gypsum boards.
  - The vertical side is 25mm high to facilitate the fixation to the wall.
- Material thickness:** 1.5mm

## Performance



**Reaction to fire**  
A2-s1,d0



**Corrosion Resistance**  
C



**Environment**  
Fully recyclable

# Understanding the performance of Chicago Metallic grids and accessories



## Reaction to fire

Reaction to fire is classified in accordance with EN 13501-1. Chicago Metallic steel grids and accessories are non-combustible.



## Fire resistance

A range of Chicago Metallic steel grids are tested in combination with different Rockfon tiles and are classified in accordance with European norm EN 13501-2 and/or national norms.



## Colours

Chicago Metallic grids are available in various colours from the RAL and NCS systems, which are measured following the ISO 7724-2 and ISO 7724-3 standards. The actual colours may deviate slightly from the RAL and NCS references. Chicago Metallic grids are available in a variety of finishes from matt to high gloss, with a respective average of < 5, 15 and 50 units at a 60° angle. The matt finishing is measured at an angle of 85°. See the colour legend for their average values. The gloss unit is measured in accordance with EN13523 part 2.



## Corrosion resistance

Chicago Metallic products produced from hot dip galvanised steel following the Sendzimir process comply with the corrosion classes of the product standard EN 13964 (A, B, C, D). The standard systems in class B are protected with 100 g/m<sup>2</sup> zinc evenly applied on both sides. The enhanced corrosion resistance (ECR) systems and accessories in class C or D have respectively a layer of 100 g/m<sup>2</sup> and 275 g/m<sup>2</sup> zinc evenly applied on both sides and are protected with an additional layer of 20 micron paint per side.



## Load bearing performance

The load bearing performance (max. kg/m<sup>2</sup> load applicable to the grid system without exceeding the allowable deflection of the individual components) is tested in accordance with the EN 13964 standard. The accumulative value of the system deflection, shown on the data sheets, does not exceed the max. deflection as given in class 1 of the standard. Special project configurations deviating from the standard module sizes mentioned in the data sheets must be calculated by Rockfon technical services.



## Cleaning

All Chicago Metallic grids can be cleaned with water and a mild detergent in combination with a melamine foam sponge or microfiber cloth.

## Colour legend

Please note that some – not all – products are available in colour. To see which colours are available, please check the assortment table in the relevant Product Datasheet. If you need further assistance or have specific colour preferences, please contact Rockfon.

White 001 RAL 9003	White 901 RAL 9010	White 01 White 916	Matt White 11 RAL 9003	L value: 93 Gloss: 2 at both a 60° and 85° angle
Platinum 54 RAL 7035	Alugrey 04 RAL 9006	Galvanised 00 Galvanised 69	Matt Black 88 RAL 9004	Gloss: 4.5 at 60° angle and 11.5 at 85° angle
Brushed Alu 534	High Gloss Chrome 14	Carrara 57	High Gloss Brass 16	
White 001 / White 001 (8WW) RAL 9003 / RAL 9003	Black 08 / Black 08 (8BB) RAL 9005 / RAL 9005	White 001 / Black 08 (8WB) RAL 9003 / RAL 9005	Alugrey 04 / Black 08 (8GB) RAL 9006 / RAL 9005	

# Rockfon Color-all®

Mustard - 51 NCS S 2050-Y20R	Sand - 30 NCS S 1020-Y30R	Stucco - 20 NCS S 1005-Y20R			
Scarlet - 71 NCS S 5040-Y90R	Coral - 76 NCS S 3040-Y90R	Seashell - 75 NCS S 1010-Y70R	Petal - 74 NCS S 1005-Y60R		
Seaweed - 34 NCS S 8005-G	Eucalyptus - 32 NCS S 6020-B90G	Sage - 31 NCS S 3010-G10Y	Mint - 12 NCS S 0505-G10Y		
Space - 49 NCS S 7020-B	Storm - 48 NCS S 5030-R90B**	Azure - 47 NCS S 3020-B	Fresh - 42 NCS S 2010-B10G		
Earth - 25 NCS S 5010-Y50R	Clay - 26 NCS S 5005-G50Y	Linen - 22 NCS S 4005-Y50R	Sandalwood - 13 NCS S 2010-Y70R	Chalk - 21 NCS S 2005-Y40R	
Ebony - 28 NCS S 8005-R	Cork - 24 NCS S 4010-Y30R	Hemp - 23 NCS S 3005-Y			
Iron - 18 NCS S 7502-B	Concrete - 06 NCS S 5502-B	Mastic - 17 NCS S 4000-N	Zinc - 05 NCS S 4005-R50B	Mercury - 62 NCS S 3005-R80B*	
Charcoal - 09 NCS S 8500-N	Anthracite - 08 NCS S 7005-B	Gravel - 03 NCS S 3502-B	Plaster - 02 NCS S 2005-R80B	Stone - 01 NCS S 2000-N	Moon - 10 NCS S 1005-R80B

\* Colour contains effect pigments.

\*\* Colour is between NCS S 5030-R90B and NCS S 6030-R90B.

Please note that some – not all – products are available in colour. To see which colours are available, please check the assortment table in the relevant Product Datasheet. If you need further assistance or have specific colour preferences, please contact Rockfon.

NCS codes are closest colour match. The actual colour of the Rockfon Color-all® grid may deviate slightly from printed colours due to the texture of the surface. Samples are available upon request.

09.2024 | All colour codes mentioned are based on the NCS - Natural Colour System® property of and used on license from NCS Colour AB, Stockholm 2012 or the RAL colour standard. Subject to alterations in range and product technology without prior notice. Rockfon accepts no responsibility for printing errors.

# Sounds Beautiful

