


DATASHEET




# Suspension clips



# Suspension clips

- A variety of products suitable for a range of applications
- Direct fix for reduced plenum heights
- Specific parts to be combined with threaded rods
- Universal hangers for specific solutions

## Assortment

Product group		Component description	Load bearing capacity	Height (mm)	Pcs per pack	Kg per pack
SH 50		Direct suspension clip Chicago Metallic™ T-profile + securing pin H 50mm max.weight 35kg	35 kg	50	100	2.5
SH 80		Direct suspension clip Chicago Metallic™ T-profile + securing pin H 80mm max.weight 45kg	35 kg	80	100	3.2
SH 100		Direct suspension clip Chicago Metallic™ T-profile + securing pin H 100mm max.weight 45kg	35 kg	100	100	2.4
FH B		Angle hanger Height 57.5mm	35 kg	57.5	100	1.5
NH NAIL		Securing pin for direct suspension clips	40 kg		200	1.3
FC FLAT		Wood joint clip		7.9	100	
FC FLAT		Stepped Z wood joint clip			500	15.8

## Performance



Reaction to fire  
A1



Corrosion Resistance  
B



Environment  
Fully recyclable



# Understanding the performance of Chicago Metallic grids and accessories



## Reaction to fire

Reaction to fire is classified in accordance with EN 13501-1. Chicago Metallic steel grids and accessories are non-combustible.



## Fire resistance

A range of Chicago Metallic steel grids are tested in combination with different Rockfon tiles and are classified in accordance with European norm EN 13501-2 and/or national norms.



## Corrosion resistance

Chicago Metallic products produced from hot dip galvanised steel following the Sendzimir process comply with the corrosion classes of the product standard EN 13964 (A, B, C, D). The standard systems in class B are protected with 100 g/m<sup>2</sup> zinc evenly applied on both sides. The enhanced corrosion resistance (ECR) systems and accessories in class C or D have respectively a layer of 100 g/m<sup>2</sup> and 275 g/m<sup>2</sup> zinc evenly applied on both sides and are protected with an additional layer of 20 micron paint per side.



## Load bearing performance

The load bearing performance (max. kg/m<sup>2</sup> load applicable to the grid system without exceeding the allowable deflection of the individual components) is tested in accordance with the EN 13964 standard. The accumulative value of the system deflection, shown on the data sheets, does not exceed the max. deflection as given in class 1 of the standard. Special project configurations deviating from the standard module sizes mentioned in the data sheets must be calculated by Rockfon technical services.

09/2024 | All colour codes mentioned are based on the NCS - Natural Colour System® property of and used on license from NCS Colour AB, Stockholm 2012 or the RAL colour standard. Subject to alterations in range and product technology without prior notice. Rockfon accepts no responsibility for printing errors.

# Sounds Beautiful

