

DATASHEET

# Chicago Metallic<sup>™</sup> T24 Hook 2850

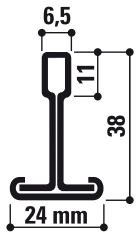


**Sounds Beautiful**

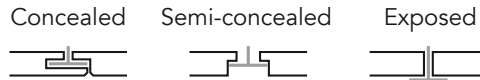
# Chicago Metallic™ T24 Hook 2850

- 24mm grid with universal main runner and butt-cut cross tee connections
- 38mm high components for better load bearing and compatibility with accessories
- A strong and stable grid which can be easily demounted time and again
- Used to create concealed, semi-concealed and exposed ceiling solutions

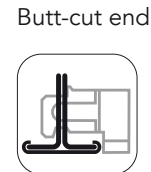
## Cross-section



## Compatible tiles



## Coupling



## Assortment

Product group		Component description	Height (mm)	Length (mm)	Colour	Pcs per pack	Lm per pack	Kg per pack	Carton per pallet	Kg per pallet
<b>Main runner</b>										
T24 MR CL&HK		Main runner T24 Click / Hook	38	3600	Color-All, 88B, 11W, 001	15	54	19.5	70	1363
<b>Cross tee</b>										
T24 CT HOOK		Cross tee T24 Hook	38	600	001, 11W	45	27	8.2	70	573
T24 CT HOOK			38	1200	001, 11W	45	54	15.7	72	1131
<b>Wall angle options</b>										
L19x32		Perimeter wall angle trim 32 x 19 x 3050mm	32	3050	Color-All, 88B, 11W, 001	40	122	27.3	60	1635
F15		F Profile / upstand trim 29 x 16 x 3200mm (panels up to 15mm)	40	3200	001, 11W	16	51.2	20.2	50	1010
W8x12		Shadow angle 15 x 12 x 8 x 15 x 3050mm	15	3050	001, 11W, 04, 88B	30	91.5	17.9	60	1075
L20x25 FLEX ALU		Flexible wall angle 25 x 20 x 3000mm	25	3000	916	10	30	6.9		
<b>Accessories</b>										
SH 50		Direct suspension clip Chicago Metallic™ T-profile + securing pin H 50mm max.weight 35kg	50			100		2.5		
HDC 4		Steel hold down clip for tile thickness 15-20 mm (A edge)				100		0.3		

Contact Rockfon® for the full range of wall angles and accessories.



## Position of slots and suspension holes

Product group	Component description	Height (mm)	Length (mm)	Slots	Distance between slots (mm)
T24 MR CL&HK	Main runner T24 Click / Hook	38	3600	36	 50 / 100 / 34 x 100 / 50
T24 CT HOOK	Cross tee T24 Hook	38	600	1	 300 / 300
T24 CT HOOK		38	1200	3	 300 / 300 / 300 / 300

Special lengths and slot patterns are available upon request.

## Performance



### Load bearing capacity

Hanger distance (mm)	Module size (mm)	Kg/m <sup>2</sup>	
		Maximum deflection	
		2.5 mm	4.0 mm
1200	600 x 600	9.9	16.5
1200	1200 x 600	10.9	17.9



### Reaction to fire

A1 / A2-s1,d0 (Color-all)



### Corrosion resistance

B



### Environment

Fully recyclable

# Understanding the performance of Chicago Metallic™ grids and accessories



## Reaction to fire

Reaction to fire is classified in accordance with EN 13501-1. Chicago Metallic steel grids and accessories are non-combustible.



## Fire resistance

A range of Chicago Metallic steel grids are tested in combination with different Rockfon tiles and are classified in accordance with European norm EN 13501-2 and/or national norms.



## Colours

Chicago Metallic grids are available in various colours from the RAL and NCS systems, which are measured following the ISO 7724-2 and ISO 7724-3 standards. The actual colours may deviate slightly from the RAL and NCS references. Chicago Metallic grids are available in a variety of finishes from matt to high gloss, with a respective average of < 5, 15 and 50 units at a 60° angle. The matt finishing is measured at an angle of 85°. See the colour legend for their average values. The gloss unit is measured in accordance with EN13523 part 2.



## Corrosion resistance

Chicago Metallic products produced from hot dip galvanised steel following the Sendzimir process comply with the corrosion classes of the product standard EN 13964 (A, B, C, D). The standard systems in class B are protected with 100 g/m<sup>2</sup> zinc evenly applied on both sides. The enhanced corrosion resistance (ECR) systems and accessories in class C or D have respectively a layer of 100 g/m<sup>2</sup> and 275 g/m<sup>2</sup> zinc evenly applied on both sides and are protected with an additional layer of 20 micron paint per side.



## Load bearing performance

The load bearing performance (max. kg/m<sup>2</sup> load applicable to the grid system without exceeding the allowable deflection of the individual components) is tested in accordance with the EN 13964 standard. The accumulative value of the system deflection, shown on the data sheets, does not exceed the max. deflection as given in class 1 of the standard. Special project configurations deviating from the standard module sizes mentioned in the data sheets must be calculated by Rockfon technical services.



## Cleaning

All Chicago Metallic grids can be cleaned with water and a mild detergent in combination with a melamine foam sponge or microfiber cloth.

## Colour legend

For colour availability of individual components, please check the assortment table above

White 001 RAL 9003	White 901 RAL 9010	White 01 White 916	Matt White 11 RAL 9003	L value: 93 Gloss: 2 at both a 60° and 85° angle
Platinum 54 RAL 7035	Alugrey 04 RAL 9006	Galvanised 00 Galvanised 69	Matt Black 88 RAL 9004	Gloss: 4.5 at 60° angle and 11.5 at 85° angle
Brushed Alu 534	High Gloss Chrome 14	Carrara 57	High Gloss Brass 16	
White 001 / White 001 (8WW) RAL 9003 / RAL 9003	Black 08 / Black 08 (8BB) RAL 9005 / RAL 9005	White 001 / Black 08 (8WB) RAL 9003 / RAL 9005	Alugrey 04 / Black 08 (8GB) RAL 9006 / RAL 9005	

# Rockfon Color-all®



\* Colour contains effect pigments.

\*\* Colour is between NCS S 5030-R90B and NCS S 6030-R90B.

NCS codes are closest colour match. The actual colour of the Rockfon Color-all® grid may deviate slightly from printed colours due to the texture of the surface. Samples are available upon request.

06.2024 | All colour codes mentioned are based on the NCS - Natural Colour System® property of and used on license from NCS Colour AB, Stockholm 2012 or the RAL colour standard. Subject to alterations in range and product technology without prior notice. Rockfon accepts no responsibility for printing errors.

# Sounds Beautiful

