

DATASHEET

Chicago Metallic™ T24 8270 Corridor

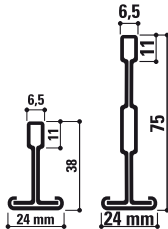


Sounds Beautiful

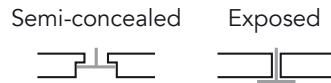
Chicago Metallic™ T24 8270 Corridor

- T24 grid with a height of 75mm for wall to wall spans (e.g. corridors)
- Maximum free span of 3000mm
- Compatible with Chicago Metallic™ T24 2850 & 2890 cross tees

Cross-section

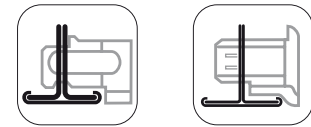


Compatible tiles



Coupling

Butt-cut end + Joggled end



Assortment

Product group		Component description	Height (mm)	Length (mm)	Colour	Pcs per pack	Lm per pack	Kg per pack	Carton per pallet	Kg per pallet
Main runner										
T24x75 SC CL&HK		Main runner T24 x 75 mm Straight-cut	75		11W, 001	8			50	
Cross tee										
T24 CT HOOK		Cross tee T24 Hook	38	600	001, 11W	45	27	8.2	70	573
T24 CT HOOK			38	1200	001, 11W	45	54	15.7	72	1131
T24 CT CLICK		Cross tee T24 Click	38	600	Color-All, 04, 534, 57, 16, 14, 88B, 11W, 54, 001, 901	45	27	8.2	70	574
T24 CT CLICK			38	1200	Color-All, 88B, 11W, 001	45	54	15.7	72	1131
Wall angle options										
L24x24 HD		L Wall angle 24 x 24mm reinforced	24	3050	001	35	106.75	31.2	60	1870
L31x31 HD CAP		L Wall angle 31 x 31mm	31	3050	11W, 001	20	61	34.8	45	1568
Accessories										
WC I		Universal wall connector / bracket for primary l-runner 55, 70, 85, 100 and 120mm	75	50		50		3.8		
SBH 600/625		Spacer bar for 600 / 625mm modules - painted		656		50	32.8	6.99	120	839

Contact Rockfon® for the full range of wall angles and accessories.



Position of slots and suspension holes

Product group	Component description	Height (mm)	Length (mm)	Slots	Distance between slots (mm)
T24 CT HOOK	Cross tee T24 Hook	38	600	1	 300 / 300
T24 CT HOOK		38	1200	3	 300 / 300 / 300
T24 CT CLICK	Cross tee T24 Click	38	600	1	 300 / 300
T24 CT CLICK		38	1200	3	 300 / 300 / 300 / 300

Performance



Load bearing capacity

Max. span (mm) - maximum deflection = L/500 (max. 4 mm)					
Width in mm	Stabilisation profile	kg/m ² of ceiling			
		3.5	7	9	12
300	none	2400	2400	2400	2400
300	none	2400	2400	2400	2400
400	none	2400	2400	2400	2400
400	none	2400	2400	2400	2400
500	none	2400	2400	2400	2400
500	none	2400	2400	2400	2400
600	none	2400	2400	2400	2400
600	none	2400	2400	2400	2400

Max. span (mm) - maximum deflection = L/500 (max. 4 mm)					
Width in mm	Stabilisation profile	kg/m ² of ceiling			
		3.5	7	9	12
300	yes	3800	3390	3230	3050
300	yes	3800	3390	3230	3050
400	yes	3630	3210	3050	2870
400	yes	3630	3210	3050	2870
500	yes	3500	3060	2910	2730
500	yes	3500	3060	2910	2730
600	yes	3390	2950	2790	2620
600	yes	3390	2950	2790	2620



Reaction to fire

A1 / A2-s1,d0 (Color-all)



Corrosion Resistance

B



Environment

Fully recyclable

Understanding the performance of Chicago Metallic™ grids and accessories



Reaction to fire

Reaction to fire is classified in accordance with EN 13501-1. Chicago Metallic steel grids and accessories are non-combustible.



Fire resistance

A range of Chicago Metallic steel grids are tested in combination with different Rockfon tiles and are classified in accordance with European norm EN 13501-2 and/or national norms.



Colours

Chicago Metallic grids are available in various colours from the RAL and NCS systems, which are measured following the ISO 7724-2 and ISO 7724-3 standards. The actual colours may deviate slightly from the RAL and NCS references. Chicago Metallic grids are available in a variety of finishes from matt to high gloss, with a respective average of < 5, 15 and 50 units at a 60° angle. The matt finishing is measured at an angle of 85°. See the colour legend for their average values. The gloss unit is measured in accordance with EN13523 part 2.



Corrosion resistance

Chicago Metallic products produced from hot dip galvanised steel following the Sendzimir process comply with the corrosion classes of the product standard EN 13964 (A, B, C, D). The standard systems in class B are protected with 100 g/m² zinc evenly applied on both sides. The enhanced corrosion resistance (ECR) systems and accessories in class C or D have respectively a layer of 100 g/m² and 275 g/m² zinc evenly applied on both sides and are protected with an additional layer of 20 micron paint per side.



Load bearing performance

The load bearing performance (max. kg/m² load applicable to the grid system without exceeding the allowable deflection of the individual components) is tested in accordance with the EN 13964 standard. The accumulative value of the system deflection, shown on the data sheets, does not exceed the max. deflection as given in class 1 of the standard. Special project configurations deviating from the standard module sizes mentioned in the data sheets must be calculated by Rockfon technical services.



Cleaning

All Chicago Metallic grids can be cleaned with water and a mild detergent in combination with a melamine foam sponge or microfiber cloth.

Colour legend

For colour availability of individual components, please check the assortment table above

White 001 RAL 9003	White 901 RAL 9010	White 01 White 916	Matt White 11 RAL 9003	L value: 93 Gloss: 2 at both a 60° and 85° angle
Platinum 54 RAL 7035	Alugrey 04 RAL 9006	Galvanised 00 Galvanised 69	Matt Black 88 RAL 9004	Gloss: 4.5 at 60° angle and 11.5 at 85° angle
Brushed Alu 534	High Gloss Chrome 14	Carrara 57	High Gloss Brass 16	
White 001 / White 001 (8WW) RAL 9003 / RAL 9003	Black 08 / Black 08 (8BB) RAL 9005 / RAL 9005	White 001 / Black 08 (8WB) RAL 9003 / RAL 9005	Alugrey 04 / Black 08 (8GB) RAL 9006 / RAL 9005	

Rockfon Color-all®

Mustard - 51 NCS S 2050-Y20R	Sand - 30 NCS S 1020-Y30R	Stucco - 20 NCS S 1005-Y20R			
Scarlet - 71 NCS S 5040-Y90R	Coral - 76 NCS S 3040-Y90R	Seashell - 75 NCS S 1010-Y70R	Petal - 74 NCS S 1005-Y60R		
Seaweed - 34 NCS S 8005-G	Eucalyptus - 32 NCS S 6020-B90G	Sage - 31 NCS S 3010-G10Y	Mint - 12 NCS S 0505-G10Y		
Space - 49 NCS S 7020-B	Storm - 48 NCS S 5030-R90B**	Azure - 47 NCS S 3020-B	Fresh - 42 NCS S 2010-B10G		
Earth - 25 NCS S 5010-Y50R	Clay - 26 NCS S 5005-G50Y	Linen - 22 NCS S 4005-Y50R	Sandalwood - 13 NCS S 2010-Y70R	Chalk - 21 NCS S 2005-Y40R	
Ebony - 28 NCS S 8005-R	Cork - 24 NCS S 4010-Y30R	Hemp - 23 NCS S 3005-Y			
Iron - 18 NCS S 7502-B	Concrete - 06 NCS S 5502-B	Mastic - 17 NCS S 4000-N	Zinc - 05 NCS S 4005-R50B	Mercury - 62 NCS S 3005-R80B*	
Charcoal - 09 NCS S 8500-N	Anthracite - 08 NCS S 7005-B	Gravel - 03 NCS S 3502-B	Plaster - 02 NCS S 2005-R80B	Stone - 01 NCS S 2000-N	Moon - 10 NCS S 1005-R80B

* Colour contains effect pigments.

** Colour is between NCS S 5030-R90B and NCS S 6030-R90B.

NCS codes are closest colour match. The actual colour of the Rockfon Color-all® grid may deviate slightly from printed colours due to the texture of the surface. Samples are available upon request.

Sounds Beautiful

